



E Series Passive Loudspeakers

E10
10" Two-Way Passive Loudspeaker

E12
12" Two-Way Passive Loudspeaker

E15
15" Two-Way Passive Loudspeaker

E18SW
18" Passive Subwoofer

Features

- High power handling
 - E10 – 300 W (continuous)
1200 W (peak)
 - E12 – 400 W (continuous)
1600 W (peak)
 - E15 – 500 W (continuous)
2000 W (peak)
 - E18SW – 800 W (continuous)
3200 W (peak)
- E Series Entertainment System – advanced digital signal processing tunings and options using QSC GXD, PLD amplifiers or TouchMix digital mixers.
- Rugged tour-grade textured paint
- Foam-lined perforated steel grill
- E10 suitable for main PA and stage monitor
- Optional accessories include: Subwoofer caster kit, U-style yoke, threaded rod bracket and M8 rigging kit for permanent installation
- Dual angle pole socket (two-way models)
- Subwoofer includes speaker pole

E Series Passive Loudspeakers



Entertainment Venues • Rental/Production • HOW • Mobile Performers

The E Series is a range of passive loudspeakers intended for sound reinforcement applications including live performance, DJ and dance music, karaoke and rental production. With continuous power ratings ranging from 300 to 800 watts, E Series is a great match for QSC GXD and PLD amplifiers. While E Series speakers will perform well with any professional amplifier, QSC has developed custom DSP tunings for GXD and PLD amplifiers that will produce extraordinary results.

E Series consists of four models constructed of rugged plywood and coated in black, textured paint. Heavy-duty grilles lined with foam provide protection for the woofers and a professional appearance. All three two-way models are equipped with an all metal, dual-angle, 35 mm socket that allows the speaker to be mounted vertically on a pole or angled down by 10° to improve audience coverage and reduce rear wall reflections. Multiple mounting options using E Series accessories are supported. Input connections include dual NL4 as well as screw-down terminals.

E10
The E10 is a compact, two-way loudspeaker featuring a 10-inch, die cast frame woofer with a 2.5-inch voice-coil housed in a multi-purpose enclosure that's at home in stage monitor or main PA deployment. It incorporates QSC DMT™ (Directivity Matched Transition) design with a wide 85° coverage. When used as a stage monitor, the E10 is angled up at a deliberate 55° angle allowing it to be placed near the performer when used on a crowded stage.

E12
The E12 is a trapezoidal, two-way loudspeaker featuring a 12-inch die cast aluminum woofer with a 3-inch voice-coil. The 15 mm, 11-ply enclosure provides enough volume to deliver solid low-frequency extension down to 50 Hz, making it an excellent choice for applications in which space or budget preclude the use of

a subwoofer. The DMT coverage angle of 85° is ideal for most medium and medium-long throw applications.

E15
The E15 is a trapezoidal, two-way loudspeaker featuring a 15-inch, 500 W, die cast aluminum frame woofer with a 3.5-inch voice coil. It is intended for use when high-power and powerful low-end are needed from a full-range loudspeaker. A massive 2.8-inch compression driver attached to the 75° DMT waveguide ensures that even the furthestmost listeners will hear clearly.

E18SW
The E18SW is a high-performance direct radiating subwoofer with a single, 800 W, 18-inch, aluminum frame woofer. It is designed to produce crushing low-end for live performance with kick-drum and bass in the PA or for high-level, high-energy dance music. A threaded, M20 pole socket and speaker pole are provided for sub/satellite use with any of the E Series two-way models. For portable applications it includes attachment points for four optional casters. The subwoofer's 4 ohm impedance means that a single woofer can be optimally powered by a less expensive amplifier.

PLD, GXD and TouchMix Tunings
E Series loudspeakers will perform very well with any quality, professional power amplifier. However, by taking advantage of the complete QSC entertainment system, more performance and options become available. Today's powered loudspeakers rely on finely tuned digital signal processing (DSP) to achieve a higher level of performance. When used with QSC PLD or GXD amplifiers or with a QSC TouchMix digital mixer, E Series loudspeakers can also take advantage of advanced DSP. QSC has developed E Series DSP settings for all three platforms. These settings support a variety of applications including live sound reinforcement (with and without subwoofers), stage monitoring, dance music and karaoke.

E Series Details

Deployment:



Specifications:

	E10	E12	E15	E18SW
Configuration	1 x 10-inch, 2-way, non-powered	1 x 12-inch, 2-way, non-powered	1 x 15-inch, 2-way, non-powered	1 x 18-inch, subwoofer, non-powered
Frequency Response (-6 dB)	68 Hz - 20 kHz	64 Hz - 20 kHz	55 Hz - 20 kHz	37 Hz - 230 Hz
Frequency Range (-10 dB)	50 Hz - 20 kHz	46 Hz ¹ - 20 kHz	43 Hz - 20 kHz	32 Hz - 230 Hz
Power Capacity ² : Continuous/Peak	300 W / 1200 W	400 W / 1600 W	500 W / 2000 W	800 W / 3200 W
Sensitivity	95 dB, 1 W @ 1 m	96 dB, 1 W @ 1 m	97 dB, 1 W @ 1 m	98 dB, 1 W @ 1 m
Coverage Angle	85° conical DMT	85° conical DMT	75° conical DMT	N/A
Output (Peak SPL @ 1M)	126 dB	128 dB	130 dB	133 dB
Drivers				
LF	254 mm (10-inch) driver with 64 mm (2.5-inch) voice coil;	305 mm (12-inch) driver with 76 mm (3-inch) voice coil	381 mm (15-inch) driver with 89 mm (3.5-inch) voice coil	457 mm (18-inch) driver with 102 mm (4-inch) voice coil
HF	25 mm (1-inch) exit, 45 mm (1.75-inch) voice coil, compression driver	25 mm (1-inch) exit, 45 mm (1.75-inch) voice coil, compression driver	38 mm (1.5-inch) exit, 71 mm (2.8-inch) voice coil, compression driver	N/A
Nominal Impedance	8 Ω	8 Ω	8 Ω	4 Ω
Cross-over	Full-range only, 1.8 kHz	Full-range only, 1.8 kHz	Full-range only, 1.55 kHz	Recommended 80 - 120 Hz LPF
Input Connectors	2 x NL4 1 x barrier strip	2 x NL4 1 x barrier strip	2 x NL4 1 x barrier strip	2 x NL4 1 x barrier strip
Enclosure	Multi-angle, plywood, black texture paint finish. One top mounted handle. Perforated, powder-coated steel grille with foam lining.	Trapezoidal, plywood, black texture paint finish. Two side mounted handles. Perforated, powder-coated steel grille with foam lining.	Trapezoidal, plywood, black texture paint finish. Two side mounted handles. Perforated, powder-coated steel grille with foam lining.	Rectangular, plywood, black texture paint finish. Four side mounted handles. Rear panel provision for optional casters. Perforated, powder-coated steel grille with foam lining.
Mounting and suspension	6 x M8 suspension points, dual angle, 35 mm pole-socket	6 x M8 suspension points, dual angle, 35 mm pole-socket	6 x M8 suspension points, dual angle, 35 mm pole-socket	M20 threaded pole mount socket. 24" (610 mm) pole included.
Net Weight	20 kg / 44 lbs	23 kg / 51 lbs	31 kg / 68 lbs	43 kg / 95 lbs
Shipping Weight	23 kg / 50 lbs	26 kg / 57.5 lbs	34 kg / 75 lbs	48 kg / 106 lbs

¹ With QSC Processing.

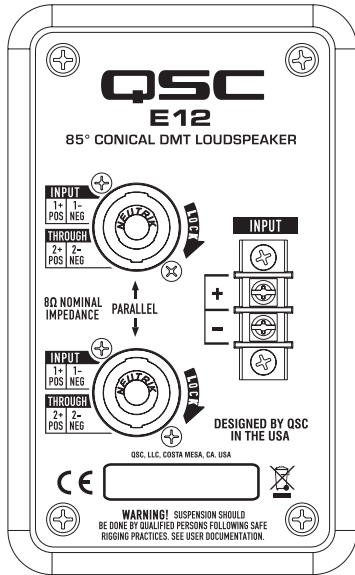
² Power that the device can withstand for two hours without permanent change in acoustical, mechanical, or electrical characteristics, greater than 10%, using IEC60268 noise based on nominal impedance in the cabinet with Xover, full range 30 Hz 12 dB/oct.

Specifications are subject to change without notice.

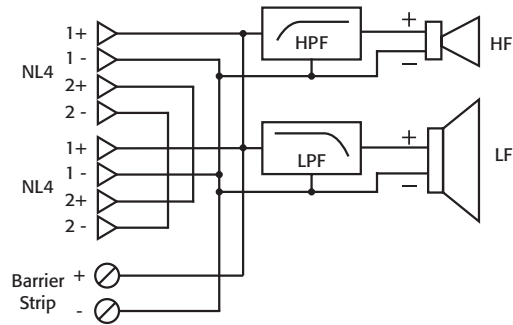
E Series Details

E10, E12 & E15

Input Plate

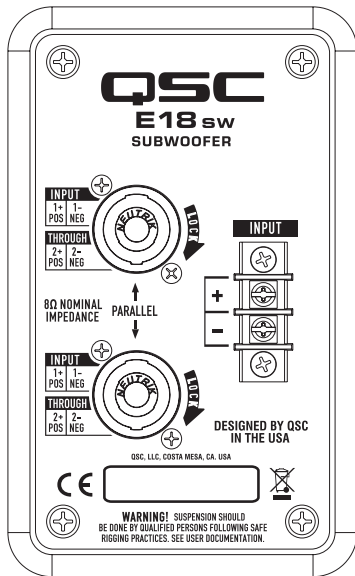


Block Diagram

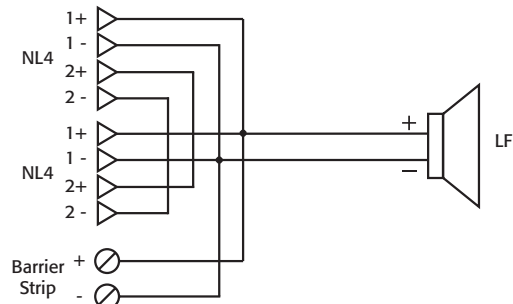


E18SW

Input Plate

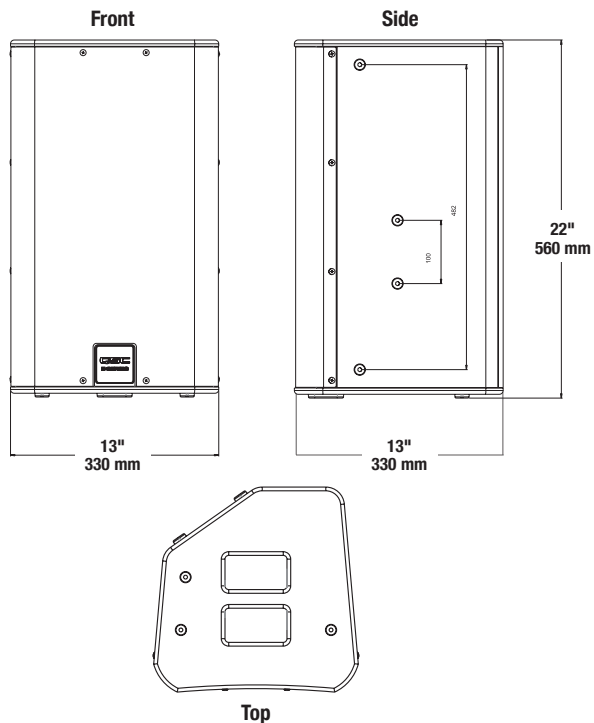


Block Diagram

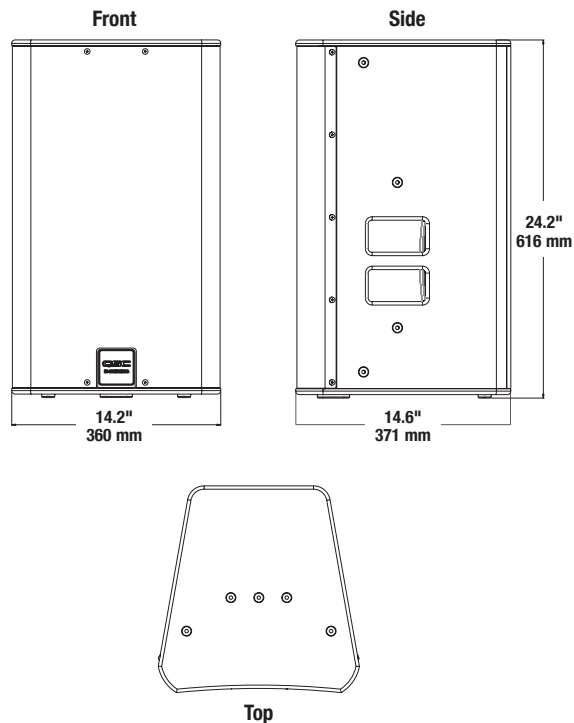


E Series Dimensions

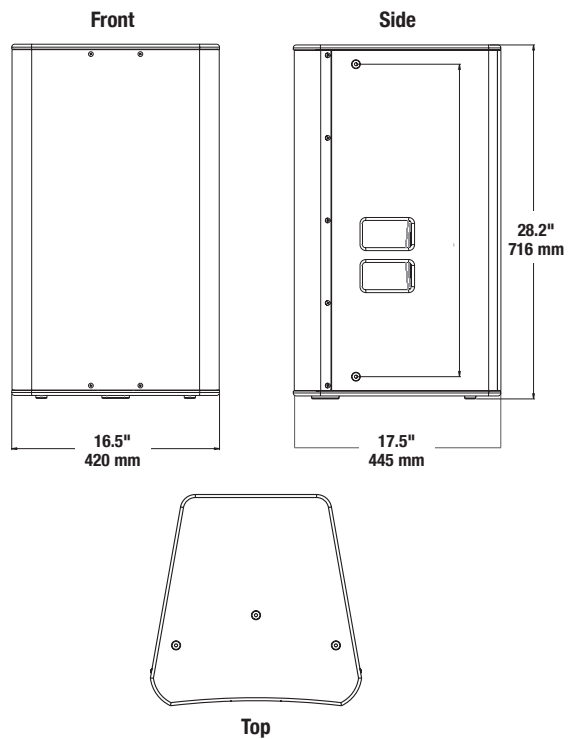
E10



E12



E15



E18SW

